

FEET FLEX™

STATIONARY STEPPER




Walk while you sit

Improve your blood circulation while you sit!



www.feetflex.com

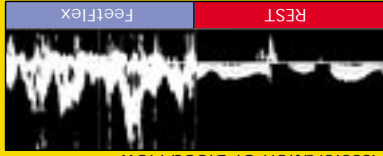
HALICOT Ltd.
Patents Pending
Made in Israel



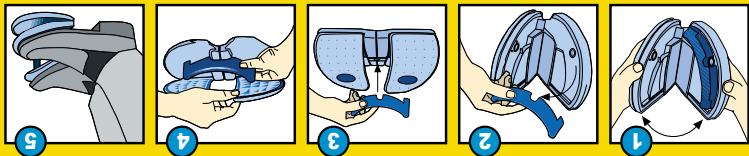
Only use while sitting

www.feetflex.com

FeetFlex monitored and recorded during a diagnostic duplex scan at rest and during the use of the FeetFlex.



Acceleration Of Blood Flow



FeetFlex, an amazing innovative solution for prolonged sitting and walking limitations. FeetFlex ideal, compact, effortless exerciser - just sit down and relax, while your feet are walking for you.

- No physical effort, no strength required.
- The FeetFlex can be used by all, young and old, healthy and infirm.
- FeetFlex, ideal for flights, car and bus travel, any long distance travel and in your office.

Using FeetFlex can:

- Improve blood circulation
- Help prevent swollen ankles and feet
- Relieve the numb and tired feeling in your legs
- Reduce the risk of contracting deep vein thrombosis (DVT), commonly known as "Economy Class Syndrome"

FeetFlex keep you feeling fresh and healthy.



Instructions for use

Important Notices:

- Safe when used as directed,
- Do not stand on the device!
- The Feetflex was designed for use while sitting only.
- The device is not a toy. Keep it away from children.
- Do not use the device if damaged. Pedals should move freely without effort.

Cleaning Instructions:

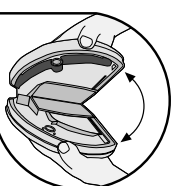
Wipe with soapy cloth and dry in shade. Do not soak!

We wish you pleasant walking and improved health.

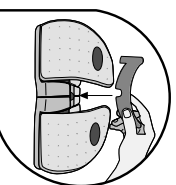
Patents Pending



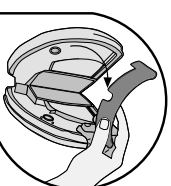
1 Hold the Feetflex with the bottom facing your body and the curved edge up. Firmly place thumbs on tabs located on the curved edge, and pull outward from the center.



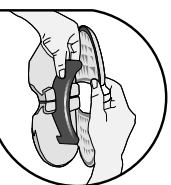
4 Lift pedals up by pulling on the tabs located at the top of the pedals.



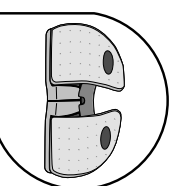
2 Remove rocker bar from its storage place.



5 Insert the rocker bar into the slot located in the middle of Feetflex's base.



3 Turn the Feetflex over so that the carpet pins are facing down, as in the illustration.



6 Place on a carpeted surface, sit down, you may remove your shoes, and "walk while you sit"!

